

ANAPHYLAXIS

SIGNS & SYMPTOMS

Symptoms are highly variable. Maybe one or more of the following:

- Difficulty/noisy breathing.
- Swelling of face and tongue.
- Swelling/tightness in throat.
- Persistent dizziness.
- Loss of consciousness/collapse.
- Difficulty talking/hoarse voice.
- Wheeze or persistent cough.
- Pale and floppy (in young children).
- Abdominal pain and vomiting.
- Hives, welts and body redness.
- Signs of envenomation.

HAZARD = TRIGGERS

Certain foods. Insect stings. Tick bites.
Certain medications. Latex. Exercise etc.

RISK = LIFE-THREATENING

Airway, breathing and circulatory problems. Unconscious. Cardiac arrest.



EpiPen® Autoinjector
Junior and Adult

Get someone to call 000,
obtain action plan/s and
autoinjector/s.

Don't allow to stand or walk.

Remove allergen i.e. flick out
stings (Do not remove ticks, kill them where they
are e.g. use permethrin
cream or an ether-
containing spray).

Use the correct sized
autoinjector as per
instructions.

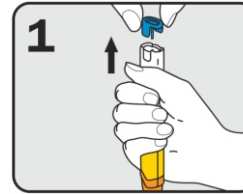
Give more adrenaline if no
response after 5 minutes.

If breathing stops, CPR.

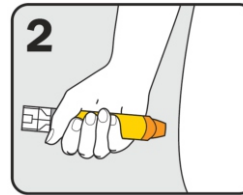
Give oxygen or asthma
medication if required.

HOW TO USE THE EPIPEN® AUTOINJECTOR

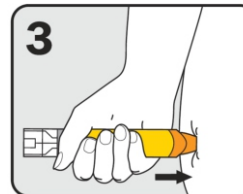
(available in adult and junior sizes).



Form a fist around EpiPen® and
PULL OFF THE
BLUE SAFETY RELEASE.



PLACE THE ORANGE END
against the outer mid-thigh
(with or without clothing).



PUSH DOWN HARD
until a click is heard or felt
and hold in place for 3 seconds.
Remove the EpiPen®.

**Ensure Safety
for Self and Others**

FOLLOW ASCIA ACTION PLAN

or FIRST AID PLAN
or these steps.

REMOVE ALLERGEN

Or move away, to prevent
further exposure.

LAY THE CASUALTY FLAT

If breathing is difficult, allow to
sit, but keep still.

USE AUTOINJECTOR

Check contents and follow
label instructions.

**Call the Ambulance
on Triple Zero (000)**

MONITOR CLOSELY

Give another dose if condition
doesn't improve after 5 minutes.